



ADVANCE RANGE

C537-BTS

TYPE	Undercounter warewasher
LINE	ADVANCE RANGE
BASKET	500x500
SIZE	585x600x815h

The dishwashers of the **ADVANCE line** with **Break Tank** guarantee maximum performance thanks to the **Acquatech System** installed as standard that, through an atmospheric boiler and a rinse pump, keeps constant temperature and pressure and optimal water consumption.

The dishwasher is also equipped with an **automatic softener** that offers the possibility of extremely effective limescale abatement. The softener is in fact completely autonomous and automatically adjusts its regeneration intervals according to the hardness of the incoming water; it is only up to you to fill the salt tank whenever the 'no salt' message appears on the display. Regeneration of the resins takes place during wash cycles, so no downtime is required.

With the **C537-BTS** dishwasher, it is possible to wash glasses of different shapes and sizes as well as 18 dishes per cycle with Ømax 395mm thanks to the baskets provided, with a maximum output of 40 baskets/hour (720 dishes/hour). The optional drain pump enables automatic draining and a partial change of clean water with each wash.

The **ADVANCE panel** is the real trump card of the line thanks to its 4 washing cycles and an automatic drain cycle (with drain pump installed). On the control panel you can easily view the tank and boiler temperature, the messages of the **self-diagnosis system**, the **Scheduled Maintenance warning** and the **intelligent Start button**, which changes colour to always show the status of the dishwasher with great simplicity. The simple and extremely effective electronic board gives you the possibility to set and control the rinse and discharge times, the wash and rinse temperatures and the relevant Thermostops, which are essential to guarantee an excellent washing result.

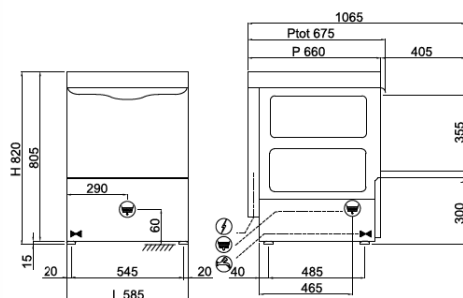
The **double electric detergent and electric rinse aid dispenser** installed as standard guarantees maximum hygiene in every wash cycle with great savings; the washing and rinsing impellers, on the other hand, ensure **reliability and durability**. The body is made entirely of **AISI 304 steel** and is designed with all components at the front for **easy servicing by the technician**.


Sturdy and reliable dishwashers to **best deal with every moment of your day**.


DISHWASHERS FEATURES	ADVANCE RANGE C537-BTS
Dimensions - (mm) L - P - H	585x600x815h
n° baskets/hour - (+55°C)	Max 40
Height glass max	365mm
Ø height plate max	395mm
Trays	GN 1/1 (special basket required)
Tank heating element - Tank capacity	2,6kW - 22lt
Boiler heating element - Boiler capacity	2,5kW - 7,3lt
Washing pump	0,52kW / 0,7Hp
Total power input / Current	3,12kW / 16A
Standard input voltage	230V1N - 50Hz
Recommended inlet water temperature	+55°C
Water hardness	7°÷10 °f
Water consumption per cycle (inlet suggested pressure 2 BAR)	2,4 l
Adjustable detergent and rinse-aid dispenser	STANDARD
Acquatech system rinse	STANDARD
Built-in water softener	STANDARD
Packing	680x800x1000h - 0,54 - 69kg
STANDARD EQUIPMENT	
Cutlery insert	2
Basket for glasses dim.500x500x100mm	1
Basket for 18 dishes dim.500x500x100mm	1
Salt funnel	1
OPTIONAL	
UNIKO touch display with IKLOUD Wi-Fi control	-
Drain pump kit 32W with Ecoclean	●
Double wall for thermal and acoustic insulation +18mm	●
Stainless steel tank filter	●
Basket for trays with 4 compartments dim.500x500x200mm	●
Inclined basket for wine glasses dim.500x500x170mm	●
Kit 4 Stainless steel feet 50-70mm	●
"SOFT Door" Opening/Closing System	●
Start Cycle "SOFT Start"	●
"DOUBLE Load" double basket support	●


● Optional Installabile, ▢ Optional not installabile

C537-BTS



 230V+T 3,12kW
L=1900 (SCHUKO)

 G 3/4" M
L=1200

 Ø25x30
L=1500