



ADVANCE RANGE C537-BT

TYPE	Undercounter warewasher
LINE	ADVANCE RANGE
BASKET	500x500
SIZE	585x600x815h

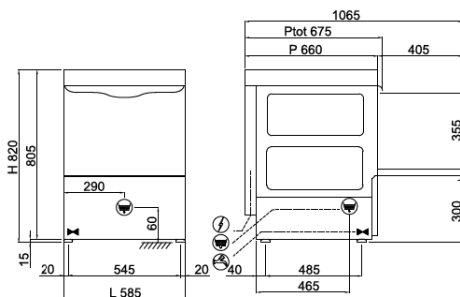

Designed for high-turnover environments, the professional dishwasher **C537-BT** combines a robust structure with top-level performance, thanks to the **Acquatech System** technology. The system—composed of atmospheric boiler, break tank, and rinse pump—maintains **constant water pressure and temperature** throughout the cycle, ensuring **uniform washing and optimal hygiene** even in the presence of unstable water supply. Thanks to the included racks, it can wash glasses of various sizes and up to **18 plates (Ø max 395 mm)** per cycle, with a maximum productivity of **720 plates/hour**. The **ADVANCE** control panel allows selection of 4 wash cycles and one automatic drain cycle (with installed drain pump), while the display offers full monitoring of machine functions: temperatures, self-diagnosis, maintenance, and cycle status via **SMART START**. The electronic board accurately manages time and temperature settings, activating **Thermostop** for consistent results. The standard **dual detergent and rinse aid dispenser** ensures optimized dosing and hygiene with every cycle. Built entirely in **AISI 304 stainless steel**, with front access to all components for quick and easy maintenance.


MODEL COMPLIANT WITH EN IEC 63136 :
 See the [performance chart](#).


DISHWASHERS FEATURES	ADVANCE RANGE C537-BT
Dimensions - (mm) L - P - H	585x600x815h
n° baskets/hour - (+55°C)	Max 40
Height glass max	365mm
Ø height plate max	395mm
Trays	GN 1/1 (special basket required)
Tank heating element - Tank capacity	2,6kW - 22lt
Boiler heating element - Boiler capacity	2,5kW - 7,3lt
Washing pump	0,52kW / 0,7Hp
Total power input / Current	3,12kW / 16A
Standard input voltage	230V1N - 50Hz
Recommended inlet water temperature	+55°C
Water hardness	7÷10 °f
Water consumption per cycle (inlet suggested pressure 2 BAR)	2,2 l
Adjustable detergent and rinse-aid dispenser	STANDARD
Acquatech system rinse	STANDARD
Packing	680x800x1000h - 0,54 - 69kg
STANDARD EQUIPMENT	
Cutlery insert	2
Basket for glasses dim.500x500x100mm	1
Basket for 18 dishes dim.500x500x100mm	1
OPTIONAL	
UNIKO touch display with IKLOUD Wi-Fi control	-
Drain pump kit 32W with Ecoclean	●
Double wall for thermal and acoustic insulation +18mm	●
Stainless steel tank filter	●
Reverse osmosis system	●
Basket for trays with 4 compartments dim.500x500x200mm	●
Inclined basket for wine glasses dim.500x500x170mm	●
Kit 4 Stainless steel feet 50-70mm	●
"SOFT Door" Opening/Closing System	●
Start Cycle "SOFT Start"	●
"DOUBLE Load" double basket support	●

● Optional Installabile, ◻ Optional not installabile

C537-BT



 230V+T 3,12kW
 L=1900 (SCHUKO)


 G 3/4" M
 L=1200


 Ø25x30
 L=1500